

John Doe

DOB: xx/xx/2016

SURGICAL MANAGEMENT & COMPLICATIONS

XXXXX XXXXX CENTER

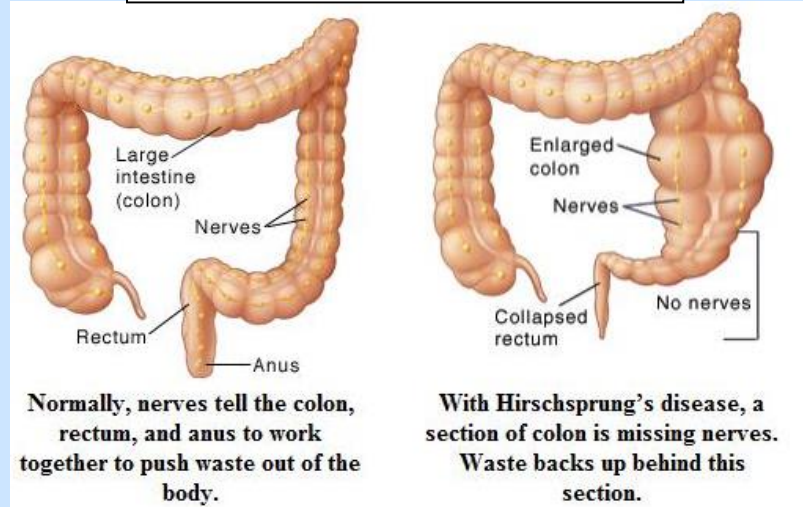
xx/xx/2016

Rectal biopsy done to rule out Hirschsprung's disease

Indication: Chronic constipation, rule out Hirschsprung's disease

Anesthesia: General

HIRSCHSPRUNG'S DISEASE



Diagnostic procedure

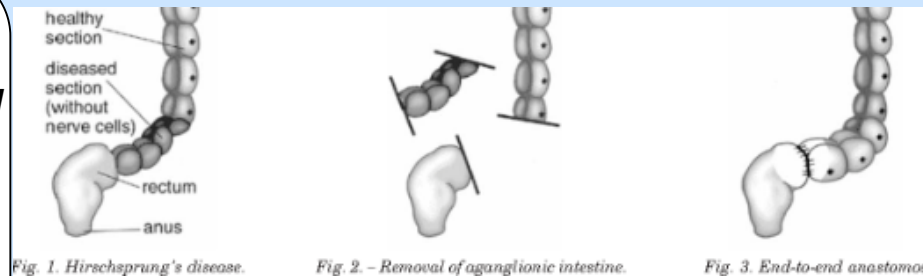
xx/xx/2016

Transanal pull through, the surgical management of Hirschsprung disease, performed consisting of a rectal mucosectomy, resection of the aganglionic bowel and a colo-anal anastomosis.

Indication: Hirschsprung's disease

Anesthesia: General endotracheal

TRANSANAL PULL THROUGH SURGERY



Rare post-op complication / Deviation noted

XXXXX XXXXX CENTER

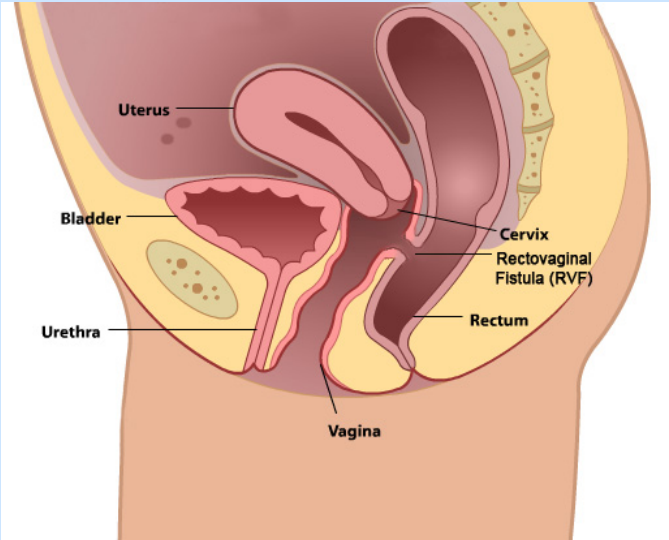


Examination under anesthesia, vaginoscopy, anoscopy and proctoscopy done

Indication: Possible rectovaginal fistula

Anesthesia: General endotracheal

RECTOVAGINAL FISTULA

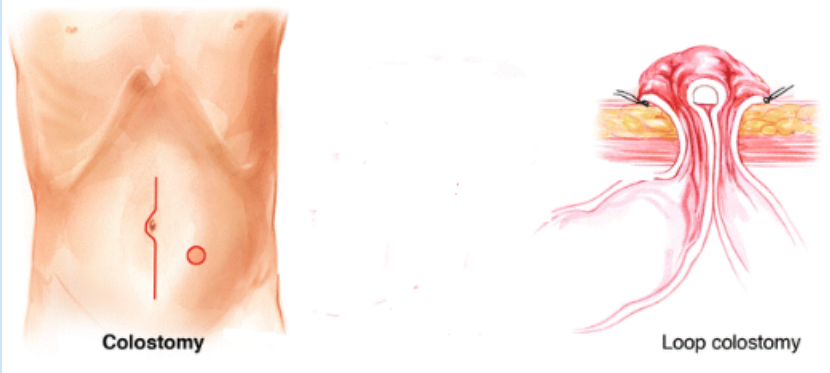


Diverting loop colostomy performed for rectovaginal fistula

Indication: Rectovaginal fistula noted

Anesthesia: General endotracheal

LOOP COLOSTOMY



XXXXX XXXXX CENTER

xx/xx/2017

Closure of colostomy performed

Indication: Colostomy status
Anesthesia: General endotracheal

xx/xx/2017

Exploratory laparotomy, T-tube placement & closure of anastomotic leak done

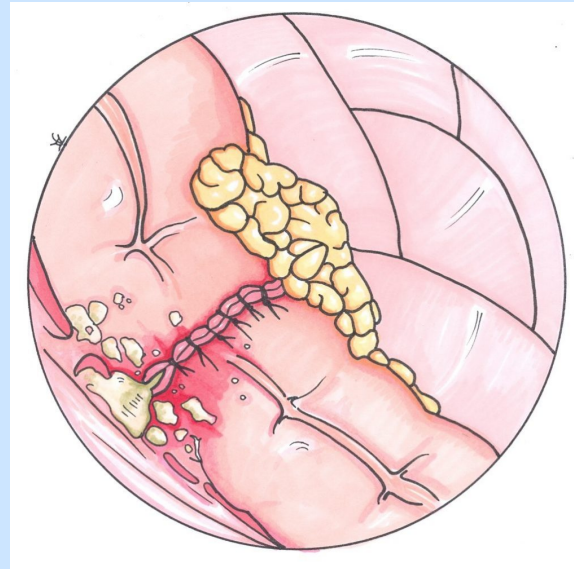
Indication: Anastomotic leak, pneumoperitoneum
Anesthesia: General endotracheal

xx/xx/2017

End colostomy performed

Indication: Pneumoperitoneum post colostomy closure
Anesthesia: General endotracheal

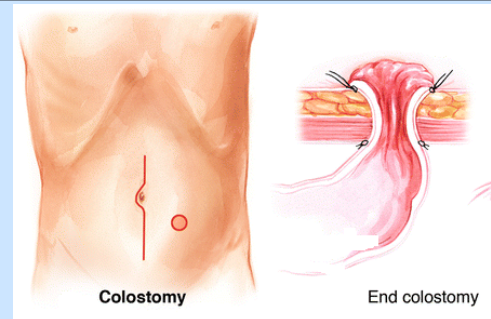
ANASTAMOTIC LEAK



Deviation noted

No Deviation

END COLOSTOMY



No Deviation